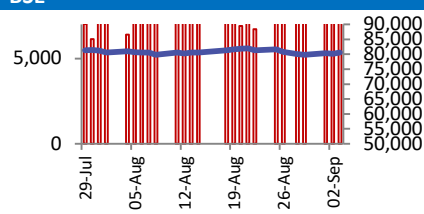
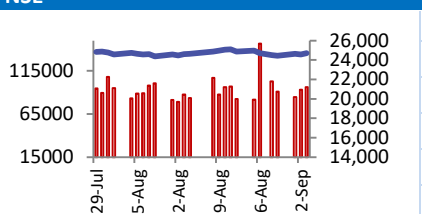


BSE			NSE		
	Open	81012		Open	24819
	High	81037		High	24832
	Low	80321		Low	24622
	Close	80711		Close	24741
	Change	-7		Change	7
	Volume (Lacs)	7317		Volume(Lacs)	48412
	Turnover (Rs.inCr)	13116		Turnover(Rs.in Cr)	81938

World Markets	Current	Previous	Pt. Chg	Var(%)
Dow	45401	45621	(220)	-0.48%
Dow Futures	45487	45459	28	0.06%
Nasdaq	21700	21708	(7)	-0.03%
FTSE	9208	9217	(9)	-0.09%
Nikkei	43631	43019	612	1.42%
Hang Seng	25476	25418	58	0.23%
Gift Nifty	24879	24848	32	0.13%
Straits Singapore	4300	4307	(7)	-0.17%
South Korea	3210	3205	5	0.16%
Taiwan	24622	24495	127	0.52%
Shanghai	3808	3813	(4)	-0.11%

Commodity Prices	Current	Previous	Pt. Chg	Var(%)
Copper (\$/MT)	9898	9898	(1)	0.0%
Alumin (\$/MT)	2601	2592	9	0.3%
Zinc (\$/MT)	2861	2844	18	0.6%
Brent Crude (\$/bbl)	66	66	1	1.2%
Gold (\$/Ounce)	3592	3587	6	0.2%
Silver (\$/Ounce)	41	41	(0)	-0.6%
Light Crude (\$/bbl)	63	62	1	1.2%
N G (\$/mmbtu)	3	3	0	2.1%
Sugar (\$/MT)	460	462	(2)	-0.4%
Rubber (Rs./kg)	193	193	0	0.0%
Baltic Dry Index	1979	1963	16	0.8%

Currency Exchange Rate	Current	Previous	Var(%)
Rs./ \$ rate	88.26	88.15	0.13%
Rs./ Euro	103.16	102.64	0.50%
Rs./Chinese Yuan	12.37	12.34	0.24%
Yen / \$ rate	148.08	147.43	0.44%
\$ US/Euro	1.17	1.17	-0.01%

Dollar Index	Current	Previous	Var(%)
Dollar Index	97.82	97.77	0.06%

Support/ Resistance Levels for Today		
	Nifty	Bank Nifty Fut
Support 1	24670	54140
Support 2	24600	53870
Resistance	24800	54600

Securities in Ban For Trade	
RBLBANK	

## Market Review

**US:** U.S. stocks closed marginally lower on Friday as investors balanced concerns over slowing economic growth with optimism about potential Federal Reserve rate cuts after August jobs data showed a sharp slowdown.

**Asia:** Most Asian stocks rose on Monday after soft U.S. payrolls data ramped up bets on a September interest rate cut, with Japanese stocks leading gains on strong economic growth data, even after Prime Minister Shigeru Ishiba unexpectedly resigned.

**India:** The Indian market closed flat on Friday as profit booking in consumer and IT stocks offset gains in auto shares following the announcement of sweeping tax cut proposals under the "GST 2.0" overhaul. **Market is expected to open on a flattish note and likely to witness range bound move during the day.**

**Global economy:** Japan's economy grew more than expected in the April-June qtr, boosted by strong export volumes and steady growth in private consumption, which offset sluggish business spending. GDP grew 0.5% QoQ, higher than expectations of 0.3%. GDP surged 2.2% YoY, well above initial estimates of 1% while also accelerating sharply from the prior quarter. Japanese exports were also seen remaining steady despite increased challenges from U.S. trade tariffs.

British employers offered the lowest pay settlements in more than three-and-a-half years in July and hiring continued to slow - albeit by less than in previous months. The figures are likely to reassure some Bank of England policymakers that an upsurge in inflation will prove temporary but also highlight businesses' fears of another round of tax rises in finance minister Rachel Reeves' November 26 budget. The median pay settlement in the three months to July dropped to 3.0% from 3.4% in the three months to June, its lowest since December 2021.

**Commodities:** Oil prices rose in early Monday trade, recouping part of last week's losses after OPEC+ agreed to slow the pace of output increases from October amid expectations of softer global demand.

Gold prices held near a record-high while U.S. Treasury yields hovered close to five-month lows after data showed the world's largest economy created far fewer jobs than expected in August, with markets factoring in chances of a jumbo rate cut.

**Currency:** The yen weakened broadly on Monday after the resignation of Japanese Prime Minister Shigeru Ishiba, while the dollar struggled to recover from losses sparked by a soft U.S. jobs report that reinforced expectations of a Federal Reserve rate cut this month.

**FII Derivative Transactions (Rs. Cr)**

Contracts	Purchase		Sell		Net	Open Interest (OI)		OI (Previous day)		Change	
	Contract	Value	Contract	Value		Contract	Value	Contract	Value	Contract	Value
Index Future	10513	1964	13351	2484	(520)	224845	41867	224713	41799	132	68
Index Option	8313899	1542671	8282174	1536776	5895	1974046	366901	1741596	323658	232450	43243
Stock Future	232367	15772	234723	15869	(97)	5451620	378309	5450104	377360	1516	949
Stock Option	277029	19344	286702	19969	(625)	323462	22067	299043	20384	24419	1683
<b>Total</b>	<b>8833808</b>	<b>1579751</b>	<b>8816950</b>	<b>1575098</b>	<b>4653</b>	<b>7973973</b>	<b>809144</b>	<b>7715456</b>	<b>763201</b>	<b>258517</b>	<b>45943</b>

FII All Activity-BBG (Rs Cr)		Buy	Sell	Net
28-Aug-25		16426	22514	(6088)
29-Aug-25		12502	21485	(8983)
1-Sep-25		10827	12479	(1652)
2-Sep-25		10045	10982	(937)
3-Sep-25		12336	13020	(685)
<b>Month to date- Sep</b>		<b>33208</b>	<b>36482</b>	<b>(3274)</b>
FII (Prov.) (Rs Cr)		Buy	Sell	Net
29-Aug-25		9680	17993	(8313)
1-Sep-25		9540	10970	(1430)
2-Sep-25		8939	10099	(1159)
3-Sep-25		10784	12451	(1666)
4-Sep-25		12263	12369	(106)
<b>Month to date-Sep</b>		<b>49623</b>	<b>55290</b>	<b>(5667)</b>
DII (Prov.) (Rs. Cr)		Buy	Sell	Net
29-Aug-25		20677	9189	11488
1-Sep-25		13314	8969	4345
2-Sep-25		12904	10355	2550
3-Sep-25		14835	12339	2495
4-Sep-25		16588	14355	2233
<b>Month to date-Sep</b>		<b>68275</b>	<b>54831</b>	<b>13444</b>
FII Debt - BBG (Rs. Cr)		Buy	Sell	Net
28-Aug-25		3055	3081	(26)
29-Aug-25		6417	5171	1246
1-Sep-25		1103	1245	(142)
2-Sep-25		5291	3086	2205
3-Sep-25		2335	2110	225
<b>Month to date- Sep</b>		<b>8729</b>	<b>6441</b>	<b>2288</b>

Market Breadth	BSE		NSE	
	No.	%	No.	%
Advance	2134	50%	1507	49%
Decline	1957	46%	1468	48%
Unchanged	181	4%	87	3%

Market Turnover	05-Sep	04-Sep	Var (%)
BSE Cash	12533	13901	-10%
NSE Cash	95966	93245	3%
NSE Futures	86327	102022	-15%
NSE Options	24096233	14602536	65%
Total (Rs.Cr)	24291059	14811704	64%

Volatility Index	05-Sep	04-Sep
Volatility Index	10.78	10.85

Index PE - TTM	05-Sep	Yr. High	Yr. Low
Sensex	22.3	25.2	20.3
Nifty	21.7	24.4	19.6

**Corporate News**
**Max Estates buys Rs 534 cr land in Gurgaon**

Max Estates has acquired a 7.25-acre land parcel on Golf Course Extension Road in Gurgaon for Rs 534 cr, potentially developing 1.3 mn sq. ft. with a revenue of Rs 3,000 cr. This acquisition expands Max Estates Gurugram portfolio to nearly 10 mn sq. ft.(ET)

**Adani Power, Druk Green Power To Jointly Develop Rs 6,000-Cr Hydroelectric Project In Bhutan**

India's largest private power producer, Adani Power Ltd, and Bhutan's state-owned Druk Green Power Corp. have signed key agreements to develop a 570 MW hydroelectric project in a significant step towards deepening regional energy cooperation.(NDTV)

**Aegis Logistics Ltd announces Capacity Addition at Pirpau, Mumbai Port**

Aegis Logistics Limited announced the proposed new capacity addition being undertaken at Pirpau (near old Pirpau berth) situated at Mumbai Port at an outlay of Rs. 99.88 cr. The new capacity addition will enable the Company to meet both current and future demands from existing as well as new customers and also ease the load on the existing liquid storage facilities of the Company at Mumbai.(EB)

**Economy**
**Gold on a hot run, central banks and RBI go slow on buys as geopolitics also weighs**

Global central banks are showing caution in gold buying. They are navigating geopolitical issues and high prices. The long-term plan to move away from US assets continues. Reserve Bank of India is also watching geopolitical cues. High gold prices are a reason for the slowdown. RBI's gold holdings remain at a record high of 880 tonnes. (ET)

**India, Israel likely to sign bilateral investment treaty next week**

Israeli Finance Minister Bezalel Smotrich's upcoming visit to India aims to strengthen economic ties, with the signing of a bilateral investment treaty expected. This BIT seeks to protect investors and boost confidence through assured treatment and dispute resolution. (ET)

**International**
**Hyundai's eVTOL startup Supernal pauses work following executive departures, TechCrunch reports**

Hyundai's electric air taxi startup Supernal has paused work on its aircraft program after recent staff cuts and the departure of its CEO and chief technology officer, citing two people familiar with the matter. Supernal announced the departure of CEO Jaiwon Shin late last week. (Invst)

Top 5 Nifty Gainers	05-Sep	04-Sep	Var(%)
EICHERMOT	6581	6425	2.4%
M&M	3561	3482	2.3%
MARUTI	14895	14662	1.6%
POWERGRID	285	282	1.3%
DRREDDY	1268	1253	1.2%
Top 5 Nifty Losers	05-Sep	04-Sep	Var(%)
ITC	407	416	-2.1%
HCLTECH	1419	1443	-1.7%
CIPLA	1553	1578	-1.5%
TCS	3048	3096	-1.5%
TECHM	1478	1500	-1.5%

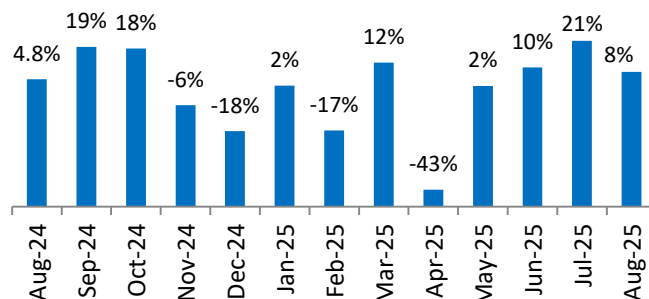
BSE Index Watch	Last	1 day	1 wk	1 mth	1 yr
SENSEX	80711	0.0%	1.1%	1.1%	-0.6%
MIDCAP	45460	-0.1%	1.8%	2.0%	-6.3%
SMLCAP	52752	0.1%	2.5%	2.2%	-5.8%
AUTO	58883	1.3%	5.2%	12.2%	2.1%
BANKEK	60501	0.0%	0.8%	-1.0%	5.6%
Capital Goods	66853	-0.3%	2.2%	0.2%	-5.6%
FMCG	20739	-1.2%	0.6%	2.7%	-10.2%
Health Care	44254	0.0%	1.4%	2.5%	1.8%
IT	34049	-1.3%	-1.1%	0.7%	-20.5%
METAL	32165	0.7%	5.8%	5.6%	2.7%
Oil & Gas	25842	-0.1%	1.2%	-0.7%	-18.5%
Power	6542	0.0%	2.3%	-0.5%	-18.1%
Realty	6782	-1.1%	0.3%	-0.1%	-15.9%

Margin Trading Disclosure (Rs. In Cr)	Last	1 day	1 wk	1 mth	3 mth
Op. Scripwise Outstanding	93658	-0.1%	0.9%	2.5%	15.5%
Fresh Exposure	7092	18.6%	15.6%	30.9%	-4.3%
Exposure liquidated	5971	4.2%	11.6%	17.8%	-18.3%
Closing Net scripwise outstanding	94780	0.8%	1.2%	3.3%	16.7%

NSE USD Futures	05-Sep	04-Sep	Var (%)
Sept Expiry (Rs./\$)	86.29	87.23	-1.1%
Sept Expiry (Rs./\$)	85.80	86.29	-0.6%
Total Turnover (Rs. Crore)	4212	1498	181%

Sectors	TTM PE
Auto	33.68
Auto Ancillary	42.55
Banking	13.87
Engineering	46.59
Cement	69.48
Diamonds & Jewellery	41.56
Housing Finance	23.49
Infrastructure & Const	26
Metals-Aluminium	28.31
Metal – Steel	17.87
Oil Expl.	7.44
Pharma	10.06
Power – Gen. Supp.	39.02
Information Tech.	28.68
Sugar	17.6
Telecom Serv. Prov.	37.43
Tyres	33.3

### Hero Moto: Monthly Sales Volume Growth (YoY) (Source: Company data)



10 year G-Sec Yield	Current	Previous	Change
US	4.10%	4.07%	2 bps
Japan	1.58%	1.58%	(1) bps
India	6.47%	6.49%	(3) bps
UK	4.65%	4.72%	(7) bps
Libor 3 Mths	4.85%	4.85%	(0) bps

Indian Eco Data	Current	Previous	Var(%)
Forex Reserve (US\$ in bn)	602	694	-13.3%
Inflation - WPI	-0.58%	-0.13%	(45) bps
Inflation - CPI	1.55%	2.10%	(55) bps

India GDP	Q3FY25	Q2FY25	Var (%)
Growth	7.81%	7.38%	43 bps

Monetary Policy	Current	Previous	Change
Repo Rate	5.50%	5.50%	0 bps
Reverse Repo Rate	3.35%	3.35%	0 bps
CRR	3.00%	4.00%	(100) bps
O/S Banking System Liquidity (Rs bn)	2842	2763	78.2

IIP Growth %	Jul-25	Jul-24	Apr-July
IIP	3.5	5.0	2.4
Capital Goods	5.0	11.7	8.8
Mining	5.4	4.7	3.9
Manufacturing	0.6	7.9	-0.9
Electricity	-7.2	3.8	-4.1

## ADR Price Movement

Company	Price (US\$)	Volume	Previous Day Price	Volume	Variance (%)	No. of Share Per ADR	ADR Price (Rs.)	BSE Price	Variance (%)
Infosys Tech	16.38	23403965	16.59	15167714	-1.27%	1	1445.76	1444.60	0.1%
Wipro	2.73	5801738	2.73	4093436	0.00%	1	240.96	243.67	-1.1%
Dr.Reddy's	14.34	678040	14.15	742068	1.34%	1	1265.70	1268.10	-0.2%
ICICI Bank	31.67	5205046	31.88	4979060	-0.66%	2	1397.66	1402.80	-0.4%
HDFC Bank	70.60	1718642	70.64	1758821	-0.06%	3	2077.14	963.40	115.6%

## GDR's (US\$)

	Prices	Prev. Close	Change	Var %
L&T	40.40	40.65	(0.3)	-0.6%
RIL	61.90	61.60	0.3	0.5%
SBI	91.80	92.10	(0.3)	-0.3%

US Economy Data	Current	Previous
Inflation (%) (YoY)	2.70%	2.70%
Unemployment (%)	4.20%	4.10%

Interest Rate (%)	Current	Previous
Fed Rate	4.50%	4.50%

US GDP	Q2CY25	Q1CY25
Growth (QoQ Annualized)	3.30%	-0.50%

China Economy Data	Current	Previous
GDP	5.20%	5.40%
Inflation – CPI (%)	0.00%	0.10%

## Economic Calendar

	Date
Indian GDP Data	28 Nov
Indian Inflation Data CPI	12 Sep
Indian Inflation Data WPI	15 Sep
Indian Monetary Policy	01 Oct
India's Industrial Production (IIP)	26 Sep
US Inflation Data	11 Sep
US GDP	25 Sep
US Unemployment Data	05 Sep
US Fed Rate	17 Sep
China GDP	20 Oct
China Inflation Data	10 Sep



## Event Update

Name	Date	Purpose
Acknit Industries Ltd.	08/09/25	Rs.1.50 per share(15%)Final Dividend
Aimtron Electronics Ltd.	08/09/25	14th Annual General Meeting
Birla Corporation Ltd.	08/09/25	Rs.10.00 per share(100%)Final Dividend
BLS E-Services Ltd.	08/09/25	Rs.1.00 per share(10%)Final Dividend
Cool Caps Industries Ltd.	08/09/25	10th Annual General Meeting
Divgi Torqtransfer Systems Ltd.	08/09/25	Rs.2.60 per share(52%)Final Dividend
Hamps Bio Ltd.	08/09/25	Bonus issue
HFCL Ltd.	08/09/25	Rs.0.10 per share(10%)Dividend
Hisar Metal Industries Ltd.	08/09/25	Rs.1.00 per share(10%)Final Dividend
Housing & Urban Development Corporation Ltd.	08/09/25	Rs.1.05 per share(10.5%)Final Dividend
KDDL Ltd.	08/09/25	Rs.5.00 per share(50%)Final Dividend
Lehar Footwears Ltd.	08/09/25	Rs.0.50 per share(5%)Final Dividend
Manali Petrochemicals Ltd.	08/09/25	Rs.0.50 per share(10%)Dividend
Purv Flexipack Ltd.	08/09/25	20th Annual General Meeting
QVC Exports Ltd.	08/09/25	Dividend
RM Drip and Sprinklers System Ltd.	08/09/25	Rs.0.50 per share(5%)Final Dividend
Starlineps Enterprises Ltd.	08/09/25	Right Issue of Equity Shares
Taj GVK Hotels & Resorts Ltd.	08/09/25	Rs.2.00 per share(100%)Final Dividend
Tega Industries Ltd.	08/09/25	Rs.2.00 per share(20%)Final Dividend
Titagarh Rail Systems Ltd.	08/09/25	Rs.1.00 per share(50%)Dividend
Titan Intech Ltd.	08/09/25	Stock Split from Rs.10/- to Re.1/-
Aeroflex Enterprises Ltd.	09/09/25	Rs.0.30 per share(15%)Final Dividend
Apollo Micro Systems Ltd.	09/09/25	Rs.0.25 per share(25%)Final Dividend
Bella Casa Fashion & Retail Ltd.	09/09/25	Rs.2.00 per share(20%)Final Dividend
Bhagwati Autocast Ltd.	09/09/25	Rs.2.50 per share(25%)Final Dividend
BLS International Services Ltd.	09/09/25	Rs.1.00 per share(100%)Final Dividend
Dilip Buildcon Ltd.	09/09/25	Rs.1.00 per share(10%)Final Dividend
Filtra Consultants and Engineers Ltd.	09/09/25	Rs.2.00 per share(20%)Final Dividend
Gujarat State Fertilizers & Chemicals Ltd.	09/09/25	Rs.5.00 per share(250%)Dividend
Haldyn Glass Ltd.	09/09/25	Rs.0.70 per share(70%)Final Dividend
Hindustan Hardy Ltd.	09/09/25	Rs.2.80 per share(28%)Dividend
India Tourism Development Corporation Ltd.	09/09/25	Rs.2.90 per share(29%)Final Dividend
Jash Engineering Ltd.	09/09/25	Rs.1.20 per share(60%)Final Dividend
Manaksia Aluminium Company Ltd.	09/09/25	Rs.0.07 per share(7%)Final Dividend
Manaksia Coated Metals & Industries Ltd.	09/09/25	Rs.0.05 per share(5%)Final Dividend
Mangal Compusolution Ltd.	09/09/25	Rs.0.50 per share(5%)Final Dividend
Pritika Engineering Components Ltd.	09/09/25	AGM
RBL Bank Ltd.	09/09/25	Rs.1.00 per share(10%)Final Dividend
Rico Auto Industries Ltd.	09/09/25	Rs.0.50 per share(50%)Final Dividend
Shivalik Bimetal Controls Ltd.	09/09/25	Rs.1.50 per share(75%)Final Dividend
Steel Authority Of India Ltd.	09/09/25	Rs.1.60 per share(16%)Final Dividend
Tamilnadu Petroproducts Ltd.	09/09/25	Rs.1.20 per share(12%)Final Dividend
Astra Microwave Products Ltd.	10/09/25	Rs.2.20 per share(110%)Final Dividend
Campus Activewear Ltd.	10/09/25	Rs.0.30 per share(6%)Final Dividend
Credo Brands Marketing Ltd.	10/09/25	Rs.3.00 per share(150%)Final Dividend
Force Motors Ltd.	10/09/25	Rs.40.00 per share(400%)Dividend
Gujarat State Petronet Ltd.	10/09/25	Rs.5.00 per share(50%)Final Dividend
Indobell Insulations Ltd.	10/09/25	Rs.2.00 per share(20%)Final Dividend
Kitex Garments Ltd.	10/09/25	Rs.0.50 per share(50%)Final Dividend
Macpower CNC Machines Ltd.	10/09/25	Dividend
PNB Gilts Ltd.	10/09/25	Rs.1.00 per share(10%)Final Dividend
Sandur Manganese & Iron Ores Ltd.	10/09/25	Rs.1.25 per share(12.5%)Final Dividend
Sigma Solve Ltd.	10/09/25	Rs.0.50 per share(5%)Final Dividend

## Bulk Deal As On 05/09/25

BSE					
Security Code	Security Name	Client Name	Deal	Quantity	Price
544422	ABRFL	BLUE HORIZON TRADELINKS LLP	S	76800	110.06
544422	ABRFL	NIVESH CONSULTANCY PRIVATE LIMITED	B	76800	110.06
544500	ABRIL	BHANSALI VALUE CREATIONS PRIVATE LIMITED	B	206000	48.8
544500	ABRIL	MEERA SUNIL MAKWANA	B	90000	48.8
544500	ABRIL	PIYUSH VINAYCHAND SHAH	B	150000	49.37
544500	ABRIL	YOGESH DEVJIBHAI MAKWANA	B	42000	48.8
543443	ASCENSIVE	BLUESKY INFRA DEVELOPERS PRIVATE LIMITED	S	920000	17.99
543443	ASCENSIVE	ROHIT LOHIA	B	300000	18
543921	COMRADE	POCKETFUL SECURITIES AND INVESTMENT PRIVATE LIMITED	B	40000	101.5
544440	CRYOGENIC	EPITOME TRADING AND INVESTMENTS	B	81000	153.74
539596	DELTA	PAWAN KUMAR MITTAL (HUF)	S	50000	14.25
539596	DELTA	VATSAL AGARWAAL	B	49000	14.25
512441	ENBETRD	KULDEEP KAUSHIK	B	7289000	0.47
512441	ENBETRD	SATISH KUMAR ANANTA SATYANARAYANA ANAPU	S	4604740	0.47
512441	ENBETRD	SATISH KUMAR ANANTA SATYANARAYANA ANAPU	B	50000	0.47
508980	FRONTCAP	SACHINBHANUBHAIMANSETA	S	150000	10.14
508980	FRONTCAP	SUMAN CHEPURI	B	120677	10.27
540938	GUJHYSPIN	SHRENI SHARES LTD	B	100000	26.53
532825	JAGJANANI	AVNISH MANOJKUMAR PATEL	S	100000	6.72
505750	JOSTS	SHAH SHARAD KANAYALAL	S	105000	304.38
544023	KALYANI	GIRISH GULATI (HUF)	B	272500	522
544023	KALYANI	JAVED ASLAM	S	75000	522
544023	KALYANI	JAYASHREE KUMAR	S	100000	522
544023	KALYANI	NARESH KUMAR	S	100000	522.29
531328	KRETTOSYS	JUPITER CITY DEVELOPERS (INDIA) LIMITED	S	4000000	1.56
531328	KRETTOSYS	RAVI JALAN	B	5000000	1.56
531328	KRETTOSYS	SAHAJ TRADING AGENCY	S	5000000	1.56
537707	LADDU	ANITA AGGARWAL	S	1050000	2.13
537707	LADDU	JAYESH AMRATLAL SHAH	S	1500000	2.2
537707	LADDU	KAMLESHKUMAR JAGDISHBHAI PATEL	B	1254000	2.13
537707	LADDU	KISHANKAMLESHKUMARPATEL	B	971000	2.13
537707	LADDU	NEO APEX VENTURE LLP	S	1529210	2.27
537707	LADDU	NEO APEX VENTURE LLP	B	1529210	2.31
537707	LADDU	SHARE INDIA SECURITIES LIMITED	S	1316971	2.17
537707	LADDU	SHARE INDIA SECURITIES LIMITED	B	1336971	2.14
537707	LADDU	WHAMIA TRADERS LLP	S	2087596	2.33
537707	LADDU	WHAMIA TRADERS LLP	B	1087596	2.29
530095	PRADHIN	AKSHAY NADIYA	S	20000000	0.38
530095	PRADHIN	SATISH KUMAR ANANTA SATYANARAYANA ANAPU	B	5796000	0.38
539561	REMLIFE	PARASRAMPURIA INFRASTRUCTURE LLP	B	4793569	1.43
530929	RRPDEFENSE	EPITOME TRADING AND INVESTMENTS	B	9363	429.2
533259	SASTASUNDR	AIRAVAT CAPITAL TRUST	S	364148	273
533259	SASTASUNDR	AIRAVAT CAPITAL TRUST II	B	364148	273
543366	SBIL	RAJINDER SINGH DABAS	S	7200	43.33
543366	SBIL	SIDDHARTH D SHAH (HUF)	S	6000	43.34
539574	SCL	BLUE BELL FINANCE LTD	S	89165312	0.26
539574	SCL	INTELLECTUAL BUILDERS PRIVATE LIMITED	S	71556652	0.26
539574	SCL	NEO APEX SHARE BROKING SERVICES LLP	S	37502161	0.26
539574	SCL	NEO APEX SHARE BROKING SERVICES LLP	B	55002161	0.26
540259	SHANGAR	KALPANA NADAR	S	2655794	0.38
540259	SHANGAR	LOGIHAZE SOLUTIONS PRIVATE LIMITED	S	2600745	0.4
540259	SHANGAR	PRAS INVESTMENT PRIVATE LIMITED	B	6578918	0.4

538975	SHREESEC	MOHAN SENTHIL SUNDARAM	S	5252954	0.27
541890	SPACEINCUBA	MAHESH CHAND MITTAL HUF	S	680724	2.1
541890	SPACEINCUBA	NIRAV DINESHBHAI CHAUDHARI	B	4402142	2.1
541890	SPACEINCUBA	SUMAN MITTAL	S	3761924	2.1
540914	SRUSTEELS	SYLPH TECHNOLOGIES LIMITED	S	368272	5.01
544501	SUGSLLOYD	CRAFT EMERGING MARKET FUND PCC- CITADEL CAPITAL FUND	S	141000	119.9
544501	SUGSLLOYD	SAURABH TRIPATHI	B	185000	120.99
544501	SUGSLLOYD	SHIVARJUN BYRAPANENI RAO	B	240000	119.9
544501	SUGSLLOYD	VINOD KUMAR	B	1300000	119.9
523752	TIHIL	MANSI SHARE AND STOCK BROKING PRIVATE LIMITED	B	500000	12.86
521005	TITANIN	APPLE EQUIFIN PVT LTD	B	197500	25.7
521005	TITANIN	ATUL PYARELAL AGRAWAL	S	175000	25.9
538464	TPROJECT	APANAPAN DISTRIBUTORS LLP	S	453758	4.15
538464	TPROJECT	SYMBIOX INVESTMENT & TRADING COMPANY LIMITED	B	453382	4.15
509046	TRILIANCE	MANISHA MINESH SHAH	B	37655	66.19
509046	TRILIANCE	VEENA KANTILAL CHAWALLA	S	40255	66.19
539798	UMIYA	SW CAPITAL PRIVATE LIMITED	S	94499	30.34
538610	UNISON	NATVARSINH TAKHUJI CHAVDA	B	150000	21.72
524661	WELCURE	AKSHAY NADIYA	S	2668568	9.82

## NSE

Security Code	Security Name	Client Name	Deal	Quantity	Price
AKSHAR	Akshar Spintex Limited	MOHAN SENTHIL SUNDARAM	SELL	8400196	0.5
AKSHAR	Akshar Spintex Limited	RAKESH KUMAR UPPAL AND SONS HUF	BUY	2785027	0.5
AKSHAR	Akshar Spintex Limited	RAKESH KUMAR UPPAL AND SONS HUF	SELL	4174303	0.51
ARCIL	ARC Insulation & Insu Ltd	AARTH.AIF GROWTH FUND	BUY	53000	113.13
ARMANFIN	Arman Fin Serv Ltd	AIRAVAT CAPITAL TRUST	SELL	133279	1414
ARMANFIN	Arman Fin Serv Ltd	AIRAVAT CAPITAL TRUST	SELL	133279	1414
ARMANFIN	Arman Fin Serv Ltd	AIRAVAT CAPITAL TRUST II	BUY	133279	1414
ARMANFIN	Arman Fin Serv Ltd	AIRAVAT CAPITAL TRUST II	BUY	133279	1414
CHOLAFIN	Cholamandalam In & Fin Co	GOLDMAN SACHS (SINGAPORE) PTE - ODI	SELL	642667	1461.2
CHOLAFIN	Cholamandalam In & Fin Co	GOLDMAN SACHS BANK EUROPE SE - ODI	BUY	642667	1461.2
DAVANGERE	Davangere Sugar Company	AARAV FINANCIAL SERVICES PVT.LTD	SELL	17000000	3.9
E2E	E2E Networks Limited	AIRAVAT CAPITAL TRUST	SELL	80933	2867
E2E	E2E Networks Limited	AIRAVAT CAPITAL TRUST II	BUY	80933	2867
ETERNAL	ETERNAL LIMITED	GOLDMAN SACHS (SINGAPORE) PTE - ODI	SELL	8430648	326.25
ETERNAL	ETERNAL LIMITED	GOLDMAN SACHS BANK EUROPE SE - ODI	BUY	8430648	326.25
GENSOL	Gensol Engineering Ltd	RAHUL RAMAN MOHTA	SELL	302294	32.03
GODIGIT	Go Digit General Ins Ltd	AIRAVAT CAPITAL TRUST	SELL	426368	355
GODIGIT	Go Digit General Ins Ltd	AIRAVAT CAPITAL TRUST II	BUY	426368	355
GODREJPROP	Godrej Properties Ltd	GOLDMAN SACHS (SINGAPORE) PTE - ODI	SELL	178077	2002.8
GODREJPROP	Godrej Properties Ltd	GOLDMAN SACHS BANK EUROPE SE - ODI	BUY	178077	2002.8
INDIAMART	IndiaMART InterMESH Ltd	AIRAVAT CAPITAL TRUST	SELL	57074	2561
INDIAMART	IndiaMART InterMESH Ltd	AIRAVAT CAPITAL TRUST II	BUY	57074	2561
KPITTECH	KPIT Technologies Limited	AIRAVAT CAPITAL TRUST	SELL	165185	1224
KPITTECH	KPIT Technologies Limited	AIRAVAT CAPITAL TRUST II	BUY	165185	1224
KIMS	Krishna Inst of Med Sci L	GOLDMAN SACHS (SINGAPORE) PTE - ODI	SELL	245154	738.1
KIMS	Krishna Inst of Med Sci L	GOLDMAN SACHS BANK EUROPE SE - ODI	BUY	245154	738.1
MVKAGRO	M.V.K. Agro Food Prod Ltd	NEO APEX VENTURE LLP	SELL	132000	372.43
MVKAGRO	M.V.K. Agro Food Prod Ltd	YAGNIK BHARATKUMAR TANK	BUY	88800	369.95
MANAPPURAM	Manappuram Finance Ltd	GOLDMAN SACHS (SINGAPORE) PTE - ODI	SELL	2830286	284.1
MANAPPURAM	Manappuram Finance Ltd	GOLDMAN SACHS BANK EUROPE SE - ODI	BUY	2830286	284.1
MDL	Marvel Decor Limited	JIGNESH AMRUTLAL THOBHANI	SELL	137000	75.03
MDL	Marvel Decor Limited	NIKHIL VORA	BUY	319000	75.08

MDL	Marvel Decor Limited	VARSHABEN J THOBHANI	SELL	192000	75
MPSLTD	MPS Limited	AIRAVAT CAPITAL TRUST	SELL	49542	2262
MPSLTD	MPS Limited	AIRAVAT CAPITAL TRUST II	BUY	49542	2262
NEULANDLAB	Neuland Lab Ltd.	AIRAVAT CAPITAL TRUST	SELL	8896	14612
NEULANDLAB	Neuland Lab Ltd.	AIRAVAT CAPITAL TRUST II	BUY	8896	14612
NUVAMA	Nuvama Wealth Manage Ltr	AIRAVAT CAPITAL TRUST	SELL	16170	6450
NUVAMA	Nuvama Wealth Manage Ltr	AIRAVAT CAPITAL TRUST II	BUY	16170	6450
OBEROIRLTY	Obero Realty Limited	GOLDMAN SACHS (SINGAPORE) PTE - ODI	SELL	239015	1661.9
OBEROIRLTY	Obero Realty Limited	GOLDMAN SACHS BANK EUROPE SE - ODI	BUY	239015	1661.9
POLICYBZR	PB Fintech Limited	AIRAVAT CAPITAL TRUST	SELL	67581	1864
POLICYBZR	PB Fintech Limited	AIRAVAT CAPITAL TRUST II	BUY	67581	1864
PFOCUS	Prime Focus Limited	AUGUSTA INVESTMENTS I PTE LTD	SELL	5448112	142.55
PFOCUS	Prime Focus Limited	AUGUSTA INVESTMENTS I PTE LTD	SELL	5448112	142.55
PFOCUS	Prime Focus Limited	FE SECURITIES PVT LTD	BUY	750000	142.55
PFOCUS	Prime Focus Limited	MARINA IV (SINGAPORE) PTE LTD	SELL	3891417	142.55
PFOCUS	Prime Focus Limited	MARINA IV (SINGAPORE) PTE LTD	SELL	3891417	142.55
PFOCUS	Prime Focus Limited	MARINA IV LP	SELL	915471	142.55
PFOCUS	Prime Focus Limited	RAMESH SHRICHAND DAMANI	BUY	800000	142.55
PFOCUS	Prime Focus Limited	SAMYAK ENTERPRISES	BUY	705000	142.55
PFOCUS	Prime Focus Limited	SINGULARITY LARGE VALUE FUND I	BUY	1400000	142.55
PFOCUS	Prime Focus Limited	SINGULARITY LARGE VALUE FUND II	BUY	1850000	142.55
PFOCUS	Prime Focus Limited	SINGULARITY LARGE VALUE FUND II	BUY	1850000	142.55
PFOCUS	Prime Focus Limited	SINGULARITY LARGE VALUE FUND III	BUY	3000000	142.55
PFOCUS	Prime Focus Limited	SINGULARITY LARGE VALUE FUND III	BUY	3000000	142.55
PFOCUS	Prime Focus Limited	UTPAL H SHETH	BUY	1750000	142.55
PFOCUS	Prime Focus Limited	UTPAL H SHETH	BUY	1750000	142.55
READYMIX	Readymix Constru Machi L	GAURAV JAIN	BUY	61000	158.51
SANGINITA	Sanginita Chemicals Limit	ADVANCED ENERGY SYSTEMS LLP	BUY	200000	9.51
SARVES-RE	Sarveshwar Foods Limited	ROHIT GUPTA	SELL	7549441	0.43
SHAHALLOYS	Shah Alloys Limited	JAIDEEP SAMPAT	SELL	107500	63.69
SNEHAA	Snehaa Organics Limited	C P KHANDELWAL	BUY	240000	122
SNEHAA	Snehaa Organics Limited	KRISHNA AWTAR JAGANNATH KABRA HUF	BUY	80000	122
SNEHAA	Snehaa Organics Limited	NIRMAN SHARE BROKERS PVT. LTD	SELL	66000	115.9
SNEHAA	Snehaa Organics Limited	PANKAJ DHANJI CHHEDA HUF	BUY	80000	122
SNEHAA	Snehaa Organics Limited	PUGALIA LALIT KISHAN	BUY	82000	122
SNEHAA	Snehaa Organics Limited	YAVA CORP GLOBAL LIMITED	BUY	149000	120.24
THOMASCOOK	Thomas Cook (India) Ltd	AIRAVAT CAPITAL TRUST	SELL	594016	178
THOMASCOOK	Thomas Cook (India) Ltd	AIRAVAT CAPITAL TRUST II	BUY	594016	178
TFCILTD	Tourism Finance Corp	ADITYA KUMAR HALWASIYA	BUY	670000	346
TFCILTD	Tourism Finance Corp	ADITYA KUMAR HALWASIYA	BUY	530000	345.53
UJJIVANSFB	Ujjivan Small Financ Bank	AIRAVAT CAPITAL TRUST	SELL	5360144	43
UJJIVANSFB	Ujjivan Small Financ Bank	AIRAVAT CAPITAL TRUST II	BUY	5360144	43
ZEEMEDIA	Zee News Limited	AUV INNOVATIONS LLP	BUY	5000000	12.37
ZEEMEDIA	Zee News Limited	MILOEUX MEDIA & ENTERTAINMENT PRIVATE LIMITED	SELL	5000000	12.37



**Disclosure:**

Research Reports that are published by Nirmal Bang Securities Private Limited (hereinafter referred to as "NBSPL") are for private circulation only. NBSPL is a registered Research Analyst under SEBI (Research Analyst) Regulations, 2014 having Registration no. INH000001766. NBSPL is also a registered Stock Broker with National Stock Exchange of India Limited, BSE Limited, Metropolitan Stock Exchange of India Limited, Multi Commodity Exchange of India Limited and , National Commodity and Derivative Exchange Limited in Capital Market , Equity and Commodities derivatives segments and Currency Derivatives Segment .

NBSPL has other business divisions with independent research teams separated by Chinese walls, and therefore may, at times, have different or contrary views on stocks and markets.

NBSPL or its associates have not been debarred / suspended by SEBI or any other regulatory authority for accessing / dealing in securities Market since last 20 years. NBSPL, its associates or analyst or his relatives do not hold any financial interest (Except Investment) in the subject company. NBSPL or its associates or Analyst do not have any conflict or material conflict of interest at the time of publication of the research report with the subject company. NBSPL or its associates or Analyst or his relatives may or may not hold beneficial ownership of 1% or more in the subject company at the end of the month immediately preceding the date of publication of this research report.

NBSPL or its associates / analyst has not received any compensation / managed or co-managed public offering of securities of the company covered by Analyst during the past twelve months. NBSPL or its associates have not received any compensation or other benefits from the company covered by Analyst or third party in connection with the research report. Analyst has not served as an officer, director or employee of Subject Company. NBSPL / analyst has not been engaged in market making activity of the subject company.

**Analyst Certification:** The research analysts and authors of these reports, hereby certify that the views expressed in this research report accurately reflects my/our personal views about the subject securities, issuers, products, sectors or industries. It is also certified that no part of the compensation of the analyst(s) was, is, or will be directly or indirectly related to the inclusion of specific recommendations or views in this research. The analyst(s) principally responsible for the preparation of this research report and has taken reasonable care to achieve and maintain independence and objectivity in making any recommendations.

**Disclaimer:**

The Research Report is for the personal information of the authorized recipient and does not construe to be any investment, legal or taxation advice. NBSPL is not soliciting any action based upon it. Nothing in the research report shall be construed as a solicitation to buy or sell any security or product, or to engage in or refrain from engaging in any such transaction. In preparing the research report, we did not take into account the investment objectives, financial situation and particular needs of the reader.

The research report has been prepared for the general use of the clients of NBSPL and must not be copied, either in whole or in part, or distributed or redistributed to any other person in any form. If you are not the intended recipient you must not use or disclose the information in the research report in any way. Though disseminated to all the customers simultaneously, not all customers may receive the research report at the same time. NBSPL will not treat recipients as customers by virtue of their receiving the research report. The research report is not directed or intended for distribution to or use by any person or entity resident in a state, country or any jurisdiction, where such distribution, publication, availability or use would be contrary to law, regulation or which would subject NBSPL & its group companies to registration or licensing requirements within such jurisdictions.

The report is based on the information obtained from sources believed to be reliable, but we do not make any representation or warranty that it is accurate, complete or up-to-date and it should not be relied upon as such. We accept no obligation to correct or update the information or opinions in it. NBSPL or any of its affiliates or employees shall not be in any way responsible for any loss or damage that may arise to any person from any inadvertent error in the information contained in the research report. NBSPL or any of its affiliates or employees do not provide, at any time, any express or implied warranty of any kind, regarding any matter pertaining to this report, including without limitation the implied warranties of merchantability, fitness for a particular purpose, and non-infringement. The recipients of the research report should rely on their own investigations.

This information is subject to change without any prior notice. NBSPL reserves its absolute discretion and right to make or refrain from making modifications and alterations to this statement from time to time. Nevertheless, NBSPL is committed to providing independent and transparent recommendations to its clients, and would be happy to provide information in response to specific client queries.

Before making an investment decision on the basis of research report, the reader needs to consider, with or without the assistance of an adviser, whether the advice is appropriate in light of their particular investment needs, objectives and financial circumstances. There are risks involved in securities trading. The price of securities can and does fluctuate, and an individual security may even become valueless. International investors are reminded of the additional risks inherent in international investments, such as currency fluctuations and international stock market or economic conditions, which may adversely affect the value of the investment. Opinions expressed are subject to change without any notice. Neither the company nor the director or the employees of NBSPL accept any liability whatsoever for any direct, indirect, consequential or other loss arising from any use of the research report and/or further communication in relation to the research report. Here it may be noted that neither NBSPL, nor its directors, employees, agents or representatives shall be liable for any damages whether direct or indirect, incidental, special or consequential including lost revenue or lost profit that may arise from or in connection with the use of the information contained in the research report.

Copyright of this document vests exclusively with NBSPL.

Our reports are also available on our website

Registration granted by SEBI and certification from NISM in no way guarantee performance of NBSPL or provide any assurance of returns to investors.

**Nirmal Bang Research (Division of Nirmal Bang Securities Pvt. Ltd.)**

B-2, 301/302, Marathon Innova,  
Opp. Peninsula Corporate Park  
Off. Ganpatrao Kadam Marg  
Lower Parel(W), Mumbai-400013  
Board No. : 91 22 6723 8000/8001  
Fax. : 022 6723 8010